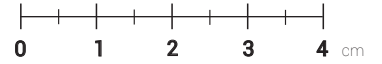


Susana Barbosa
Jewellery

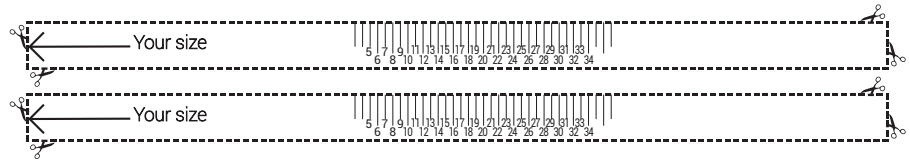
Find your ring size

Confirm that the bar on the right measures 4 cm.
If it doesn't measure 4 cm, check that the page
is scaled in the page settings.



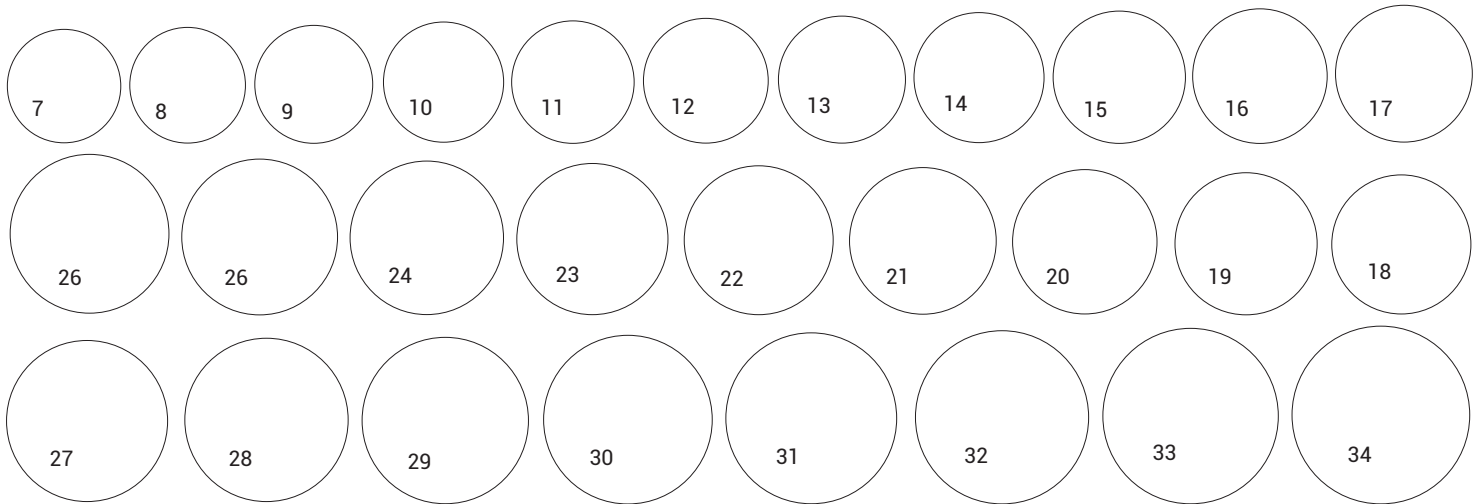
Use the Ruler

Cut the ruler, and place it around the widest part of the finger that you want to determine the size.
Once rolled up, the number that is closest to the tip of the ruler is your size.
If you are in doubt between two measures, choose the larger one.



Use your Ring

Place the ring you want on top of one of the circles.
If you are in doubt between two measures, choose the larger one



Use a string

Place a line around the finger you want to know the measurement. Then measure the line with a ruler.
If you are in doubt between two measures, choose the larger one.

4,5 cm = 5
4,6 cm = 6
4,7 cm = 7
4,8 cm = 8
4,9 cm = 9

5,0 cm = 10
5,1 cm = 11
5,2 cm = 12
5,3 cm = 13
5,4 cm = 14
5,5 cm = 15
5,6 cm = 16
5,7 cm = 17
5,8 cm = 18

5,9cm = 19
6,0 cm = 20
6,1 cm = 21
6,2 cm = 22
6,3 cm = 23
6,4 cm = 24
6,5 cm = 25
6,6 cm = 26
6,7 cm = 27

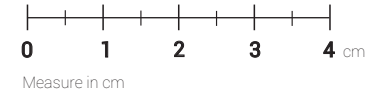
6,8 cm = 28
6,9 cm = 29
7,0 cm = 30
7,1 cm = 31
7,2 cm = 32
7,3 cm = 33
7,4 cm = 34
7,5 cm = 35
7,6 cm = 36



Susana Barbosa
Jewellery

Find your Bracelet size

Confirm that the bar on the right measures 4 cm.
If it doesn't measure 4 cm, check that the page
is scaled in the page settings.

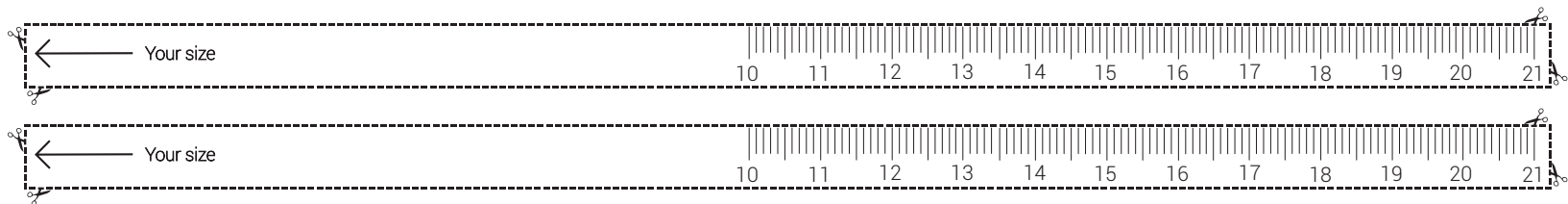


Use the Ruler

Cut the ruler, and place it around the wrist that you want to determine the size.

Once rolled up, the number that is closest to the tip of the ruler is your size.

If you are in doubt between two measures, choose the larger one.



Use a string

Place a line around the wrist you want to know the measurement. Then measure the line with a ruler.

Measures available between : 10 cm, 10,5 cm, 11 cm,20 cm, 20,5 cm e 21 cm

If you are in doubt between two measures, choose the larger one.